



STAR CONFERENCE

MILAN
MARCH 20-21, 2019

WE SHOULD ALL FEEL NOTHING BUT SHAME FOR THE REPUTATION THAT FINANCE HAS EARNED ITSELF IN THE LAST FEW YEARS, BUT IF YOU MANAGE TO GUIDE HEALTHY CAPITAL FROM SUCCESSFUL BUSINESSES AND THE ASSETS OF FAMILIES THAT WISH TO INVEST THEM INTELLIGENTLY IN COMPANIES THAT WANT TO GROW, YOU ARE GENUINELY DOING ONE OF THE MOST BENEFICIAL JOBS IN THE WORLD.

. T . I . P .

TAMBURI INVESTMENT PARTNERS S.P.A.



@TAMBURITIP

THE INFORMATION CONTAINED HEREIN, PARTICULARLY THE ONES REGARDING ANY POSSIBLE OR ASSUMED FUTURE PERFORMANCE OF THE TIP GROUP, ARE OR MAY BE FORWARD LOOKING STATEMENTS AND IN THIS RESPECT THEY INVOLVE SOME RISKS AND UNCERTAINTIES.

ANY REFERENCE TO PAST PERFORMANCES SHALL NOT BE TAKEN AS AN INDICATION OF FUTURE PERFORMANCES.

THESE FORWARD-LOOKING STATEMENTS MAY INCLUDE STATEMENTS REGARDING OUR (OR OUR PORTFOLIO COMPANIES') PLANS, OBJECTIVES, GOALS, STRATEGIES, FUTURE EVENTS, FUTURE REVENUE OR PERFORMANCE, FINANCING NEEDS, PLANS OR INTENTIONS RELATING TO ACQUISITIONS, INVESTMENTS OR CAPITAL EXPENDITURES, BUSINESS TRENDS OR OTHER INFORMATION THAT IS NOT HISTORICAL INFORMATION. FORWARD-LOOKING STATEMENTS ARE RELATED TO FUTURE, NOT PAST, EVENTS AND ARE NOT GUARANTEES OF FUTURE PERFORMANCE. THESE STATEMENTS ARE BASED ON CURRENT EXPECTATIONS AND PROJECTIONS ABOUT FUTURE EVENTS AND, BY THEIR NATURE, ADDRESS MATTERS THAT ARE, TO DIFFERENT DEGREES, UNCERTAIN AND ARE SUBJECT TO INHERENT RISKS AND UNCERTAINTIES. THEY RELATE TO EVENTS AND DEPEND ON CIRCUMSTANCES THAT MAY OR MAY NOT OCCUR OR EXIST IN THE FUTURE, AND, AS SUCH, UNDUE RELIANCE SHOULD NOT BE PLACED ON THEM.


TIP EXPRESSLY DISCLAIMS AND DOES NOT ASSUME ANY RESPONSIBILITY NOR LIABILITY IN CONNECTION WITH ANY INACCURACIES IN ANY OF THESE FORWARD-LOOKING STATEMENTS OR IN CONNECTION WITH ANY USE BY ANY PARTY OF SUCH FORWARD-LOOKING STATEMENTS.

THIS DOCUMENT IS BEING PROVIDED SOLELY FOR INFORMATION AND MAY NOT BE REPRODUCED OR REDISTRIBUTED.

THIS PRESENTATION DOES NOT CONSTITUTE AN OFFER TO SELL OR THE SOLICITATION OF AN OFFER TO BUY ANY STOCK OR SECURITIES.

TAMBURI INVESTMENT PARTNERS S.P.A.

INTRINSIC VALUE ESTIMATE OF ABOUT **3,0** BILLION EURO OF DIRECT INVESTMENTS AND CLUBDEALS IN LEADING LUXURY, HEALTH AND TECHNOLOGICAL COMPANIES



1) MINORITY INVESTMENT
IN EXCELLENT COMPANIES

2) UNIQUE NETWORK OF
ITALIAN ENTREPRENEURS

3) OUTSTANDING RETURNS
FOR SHAREHOLDERS

12

INVESTMENTS IN COMPANIES WITH
WORLDWIDE LEADERSHIP POSITIONS

~23 BILLION EURO

AGGREGATE ANNUAL REVENUES OF
THE MAIN INVESTEE COMPANIES

+169,1%*

TOTAL RETURN T.I.P.
(LAST 5 YEARS)

PORTFOLIO BY INDUSTRY:

41%

TECHNOLOGY AND INNOVATION

22%

RETAIL, FASHION AND HIGH
END FOOD

16%

HEALTH, TOURISM
AND SILVER AGE

14%

LUXURY AND DESIGN

7%

OTHER
INDUSTRIES

NOT ONLY A FINANCIAL INVESTOR. A REAL LONG TERM PARTNER



A RELIABLE AND REAL LONG TERM PARTNER

A UNIQUE NETWORK OF MORE THAN 100 ENTREPRENEURIAL FAMILY OFFICES ABLE TO PROVIDE UNCOMMON INDUSTRIAL KNOW HOW

PERMANENT CAPITAL, SINCE THE HOLDING STRUCTURE ALLOWS SOFT AND REWARDING EXIT PATHS, IF ANY

CEO WITH MORE THAN 40 YEARS OF PROFESSIONAL EXPERIENCE IN INVESTMENTS AND FINANCIAL ADVISORY AIMED AT REALLY SUPPORT ENTREPRENEURS

TEAM OF ABOUT 15 PROFESSIONALS STRONGLY FOCUSED ON CONSTANTLY CREATING SHAREHOLDERS' VALUE. EXPERIENCE AND DIMENSION OF THE TEAM ALLOW LEAN AND FAST UNDERSTANDING OF THE ISSUES AND DECISION ABOUT INVESTMENTS

DEEP UNDERSTANDING OF **FAMILY DYNAMICS** AND ABILITY TO SIMPLIFY GOVERNANCE. ALIGNMENT OF INTEREST WITH ENTREPRENEURS AND INVESTEE COMPANIES THAT ALWAYS RETAIN THE OPERATING MANAGEMENT

TIP GROUP INVESTMENTS AND POTENTIAL

. T . I . P .

TAMBURI INVESTMENT PARTNERS S.P.A.

>3,0

BILLION EURO

CONSIDERING DIRECT INVESTMENTS AND CLUB DEALS SO FAR FINALIZED

. T . I . P .
TAMBURI INVESTMENT PARTNERS S.P.A.

. T . I . P . O .
TIP - PRE IPO S.P.A.

ASSET ITALIA
TAMBURI INVESTMENT PARTNERS S.P.A.

STARTIP
TAMBURI INVESTMENT PARTNERS S.P.A.

(TIP AT 28,57%)

(TIP AT 20%*)

(TIP AT 100%)

TARGET REVENUES

>200
MILLION EURO

TARGET REVENUES

BETWEEN 30 AND 200
MILLION EURO

TARGET REVENUES

>200
MILLION EURO

NONE

EQUITY SIZE X DEAL

<30
MILLION EURO

EQUITY SIZE X DEAL

BETWEEN 20 AND 50
MILLION EURO

EQUITY SIZE X DEAL

>30
MILLION EURO

TARGET COMPANIES

INNOVATION AND
DIGITAL FOCUS

FROM 2001
INVESTMENTS FINALIZED
>1,6
BILLION EURO

FROM 2014
INVESTMENTS FINALIZED
>325
MILLION EURO

FROM 2016
INVESTMENT FINALIZED
> 250 MILLION EURO

FROM 2017
INVESTMENTS FINALIZED
~30 MILLION EURO**

LIQUIDITY AVAILABLE

>100 MILLION EURO

AVAILABLE CAPITAL TO BE INVESTED

~65 MILLION EURO

AVAILABLE CAPITAL TO BE INVESTED

380 MILLION EURO

AVAILABLE CAPITAL TO BE INVESTED

~ 100 MILLION EURO





PIPELINE OF SEVERAL INVESTMENTS OUT OF WHICH SOME UNDER FINAL NEGOTIATION

*WITHOUT CONSIDERING TRACKING SHARES ON SPECIFIC INVESTMENTS

**LISTED COMPANIES ARE VALUED AT MARKET PRICE (15/03/2019)

. T . I . P .
TAMBURI INVESTMENT PARTNERS S.P.A.

LISTED COMPANIES

 ~ 110 MLN EURO	 ~60 MLN EURO (CLUB DEAL)	 ~50 MLN EURO	 ~85 MLN EURO	 ~ 830 MLN EURO (CLUB DEAL)	 ~ 200 MLN EURO (CLUB DEAL)	 ~ 90 MLN EURO (INVEST. VALUE)	 ~ 275 MLN EURO (CLUB DEAL+TIP)	 ~ 100 MLN EURO (CLUB DEAL INIT.)
--	--	---	---	---	--	---	--	--

PRIVATE COMPANIES

ASSET ITALIA
TAMBURI INVESTMENT PARTNERS S.P.A.



. T . I . P . O .
TIP - PRE IPO S.P.A.

 ~40 MLN EURO	 ~ 120 MLN EURO (CLUB DEAL)	 15 MLN EURO (+ 15 IN IPO)	 8 MLN EURO (DEBT INSTRUMENT)	 ~ 320 MLN EURO (CLUBDEAL)	 50 MLN EURO	 ~200 MLN EURO (CLUB DEAL)	 ~35 MLN EURO	 ~375 MLN EURO (100%)
--	--	---	--	--	--	---	---	--

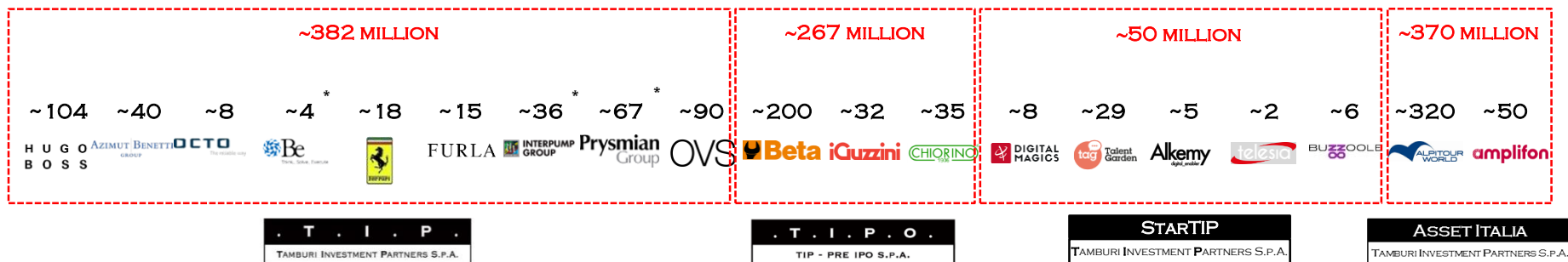
STARTIP

TAMBURI INVESTMENT PARTNERS S.P.A.

(MAIN DIRECT INVESTMENTS)

 ~5 MLN EURO	 ~6 MLN EURO	 ~ 15 MLN EURO	 ~29 MLN EURO	 ~ 1,8 MLN EURO
--	--	---	---	---

~1.069 MILLION OF INVESTMENTS (2015 – 2019)



*WITHOUT CONSIDERING THE ORIGINAL INVESTMENT MADE BEFORE 2015

DIVESTMENTS FROM «EXIT» ~235 MILLION (2015 – 2019)

PARTIAL EXIT :



COMPLETE DIVESTMENT IN CASE OF 100% TENDER OFFER, INDUSTRIAL INTEGRATION AND FCA DISPOSAL

~83 MLN OF INVESTMENTS ALREADY IN 2019

OVS

ITALIAN LEADER IN THE CLOTHING SECTOR



~ **90 MILLION EURO**
INVESTED DIRECTLY
IN 2018 – 2019

~ 22,75% STAKE



- ~1.700 STORES (O/W ~750 DIRECTLY MANAGED) FOCUSED ON “VALUE FASHION”
- MARKET SHARE OF 8% (TWO TIMES THE MAIN PEER) AND 18% MARKET SHARE IN THE KIDS SEGMENT
- PROVEN EXPERTISE OF THE TOP MANAGEMENT IN THE RETAIL DEVELOPMENT: MORE THAN 500 DOS OPENED SINCE 2011 WITH AN AVERAGE RAMP UP PERIOD OF 3 DAYS
- DIVERSIFICATION OF REVENUES BOTH IN TERMS OF GEOGRAPHICAL DISTRIBUTION IN ITALY AND OF SEGMENT (KIDS 43% SALES, BY FAR ITALIAN N° 1 / MEN / WOMEN)
- HIGHLY INTEGRATED OPERATION SYSTEM (CREATION, PRODUCTION, DISTRIBUTION)



THE LARGEST COWORKING SPACE MANAGEMENT COMPANY IN EUROPE



~ **29 MILLION EURO** EQUITY
INVESTED (8 MLN
DIRECT) SINCE
FIRST INVESTMENT

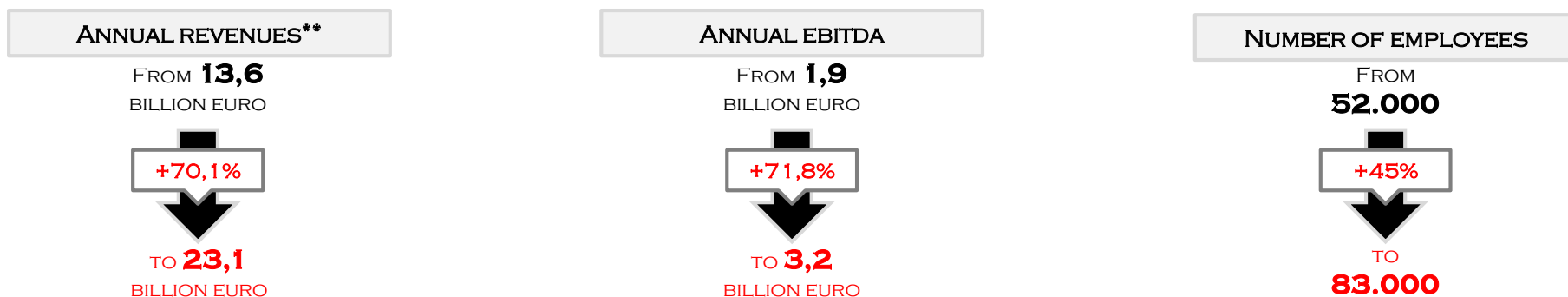


- 23 CAMPUS IN 8 COUNTRIES, AROUND 2.000 TALENTS, MORE THAN 600 COMPANIES HOSTED, 500 STUDENTS GRADUATED IN 2018 AND 43.000 EVENTS ATTENDEES
- 2.500 – 7.000 SQM CAMPUS FOCUSED ON THE DIGITAL TECH COMMUNITY
- 6 NEW OPENINGS PLANNED IN 2019 (ITALY, AUSTRIA, SPAIN AND FRANCE) AND MANY OTHERS PROJECTS/ACQUISITIONS UNDER NEGOTIATION
- PLAN TO OPEN 20 NEW CAMPUS IN THE NEXT 5 YEARS
- CAPITAL INCREASE (MARCH 2019) OF 23 MILLION EURO SUBSCRIBED BY STARTIP AND OTHER IMPORTANT FAMILY OFFICES AND INSTITUTIONAL INVESTORS PLUS NEW DEBT FOR 21 MILLION EURO

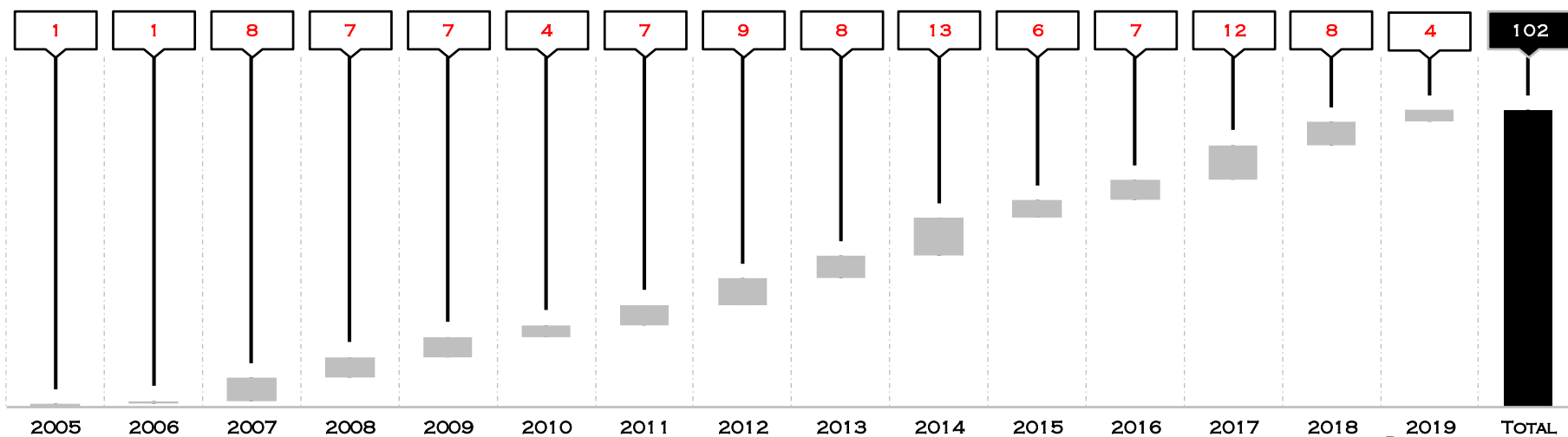
AMOUNT (AT COST) OF INVESTMENTS FINALIZED, INCLUDING CLUB DEALS

125	146	239	116	47	157	129	46	124	279	175	191*	251	309	83	2.416
2002-2005	2006	2007	2008	2009	2010	2011	2012	2013	2014	2015	2016	2017	2018	2019	TOT.

AGGREGATE AMOUNTS OF THE MAIN INVESTEE COMPANIES SINCE TIP FIRST INVESTMENT

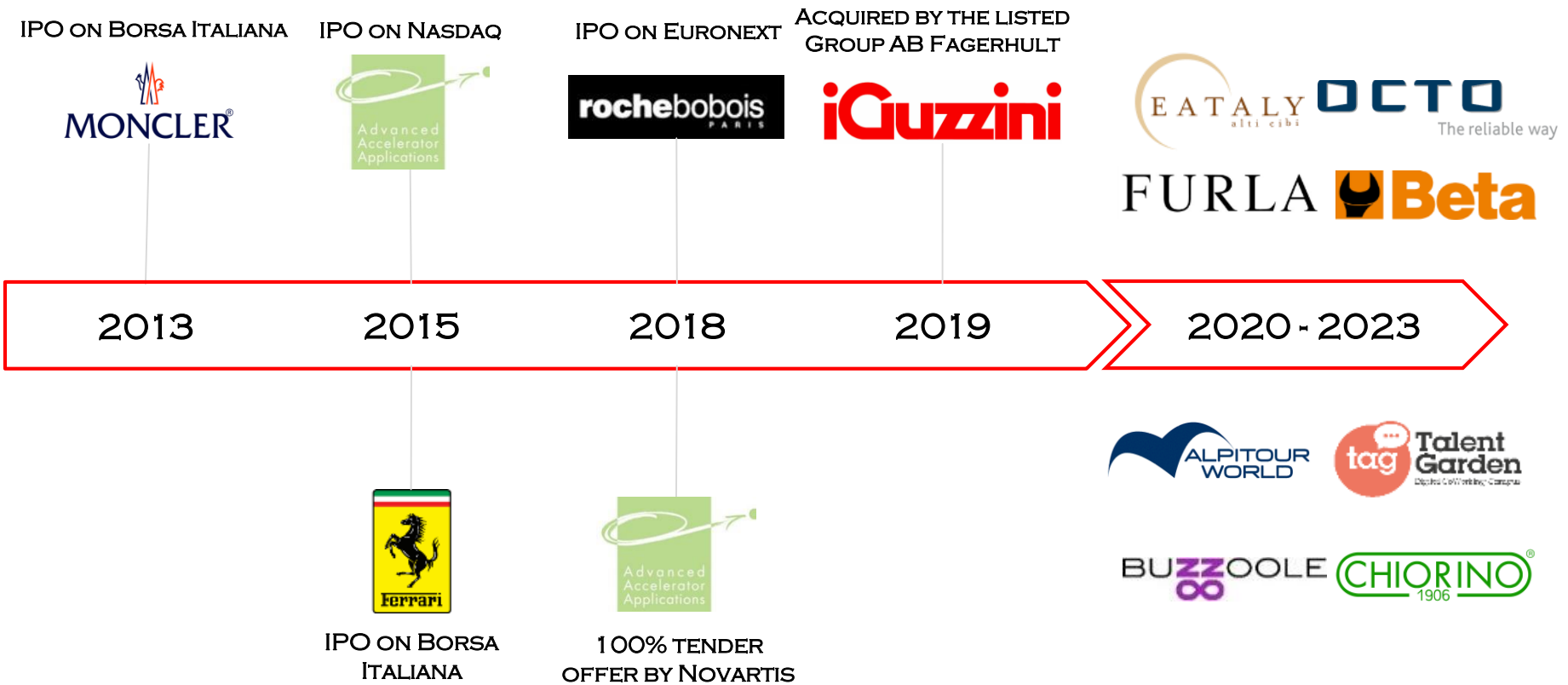


102 M&A TRANSACTIONS FOR ~ 5,8 BILLION EURO SINCE TIP / TIPO / ASSET ITALIA FIRST INVESTMENT



* EXCLUDING "COMMITTED" CAPITAL FOR ASSET ITALIA AND BETA FOR EQUITY COMPONENT ONLY

**WITHOUT CONSIDERING FERRARI





TIPO INVESTED ABOUT 7 MILLION EURO IN AAA BETWEEN 2014 AND 2015.

ON NOVEMBER 2015 AAA HAS BEEN LISTED ON NASDAQ.

ON OCTOBER 2017 NOVARTIS HAS ANNOUNCED THE LAUNCH OF A TENDER OFFER ON AAA SHARES OF A PRICE PER SHARE EQUAL TO 2,6X THE IPO PRICE.

THE CAPITAL GAIN FOR TIPO HAS BEEN OF ABOUT 15 MILLION EURO.

MULTIPLE ON CAPITAL INVESTED 3X IN LESS THAN 3 YEARS



TIP INVESTED ABOUT 30 MILLION EURO IN ROCHE BOBOIS BETWEEN 2013 AND 2014.

ON JULY 2018 ROCHE BOBOIS HAS BEEN LISTED ON EURONEXT.

MARKET VALUE VS CAPITAL INVESTED 3X



TIPO INVESTED ABOUT 32 MILLION EURO IN IGUZZINI BETWEEN 2015 AND 2016.

ON MARCH 7, 2019 AB FAGERHULT HAS COMPLETED THE ACQUISITION OF IGUZZINI ILLUMINAZIONE S.P.A. FOR AN AMOUNT OF 375.9 MILLION EURO (O/W 284.5 MILLION PAID IN CASH AND 91.4 MILLION IN NEW FAGERHULT SHARES).

THE COMBINING OF THE TWO COMPANIES GENERATES ONE OF THE MAJOR EUROPEAN GROUP IN THE PROFESSIONAL LIGHTING SECTOR.

TIPO HAS ACHIEVED A CAPITAL GAIN OF APPROXIMATELY 60 MILLION EURO, IN ADDITION TO THE DIVIDENDS ALREADY COLLECTED.

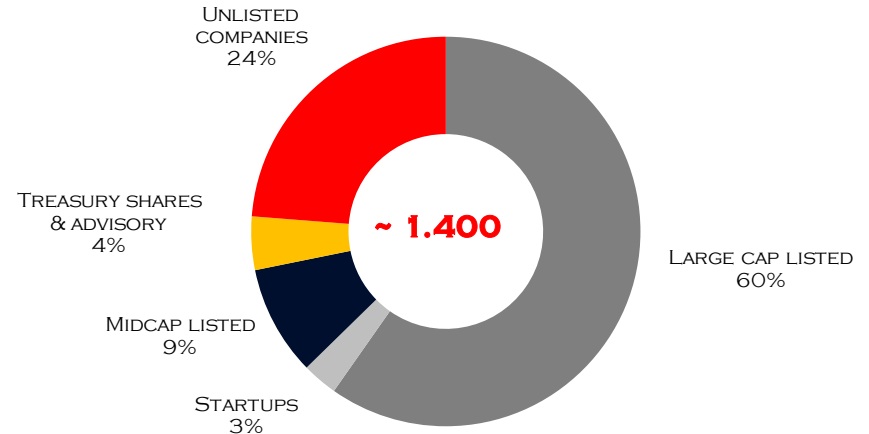
ADOLFO GUZZINI (PRESIDENT OF IGUZZINI) AND ANDREA SASSO (CEO) WILL REMAIN IN THEIR EXECUTIVE ROLES WITHIN IGUZZINI AND WILL ASSUME IMPORTANT ROLES IN THE TOP MANAGEMENT OF AB FAGERHULT.

MULTIPLE ON CAPITAL INVESTED OF ~3X

TIP GROUP MEDIUM TERM INTRINSIC VALUE

INDUSTRY	BOOK VALUE	ANALYST CONSENSUS VALUE ⁽¹⁾	MED TERM INTRINSIC VALUE ⁽²⁾
LUXURY AND DESIGN	94	191	~201
TECHNOLOGY AND INNOVATION	143	444	~570
RETAIL, FASHION AND HIGH-END FOOD	248	237	~302
HEALTH, TOURISM AND SILVER AGE	108	195	~230
OTHER INDUSTRIES (INCL. ADVISORY)	55	72	~96
TOTAL INVESTMENTS	648	1.139	~1.400

INTRINSIC VALUE ESTIMATE

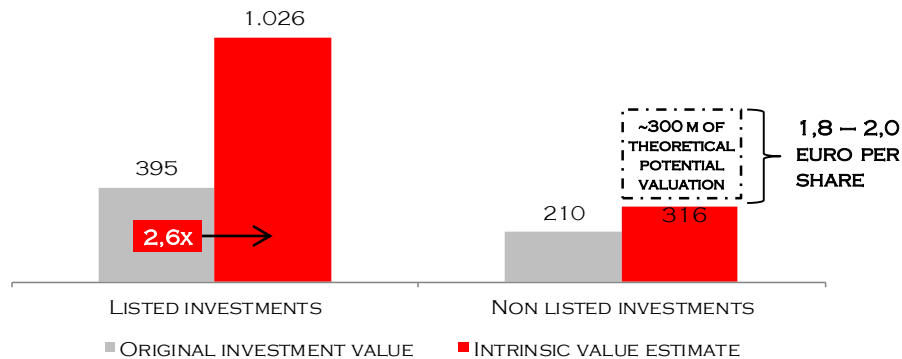


- CONSENSUS ESTIMATES: INCLUDES THE ANALYTICAL VALUATION OF EACH INVESTMENT BASED ON LAST AVAILABLE ANALYST ESTIMATES (BLOOMBERG)
- INTRINSIC VALUE ESTIMATES: ANALYTICAL EVALUATION OF EACH INVESTMENT ELABORATED BY TIP CONSIDERING THE MEDIUM-TERM OUTLOOK OF THE COMPANIES (GROSS OF DEBT).

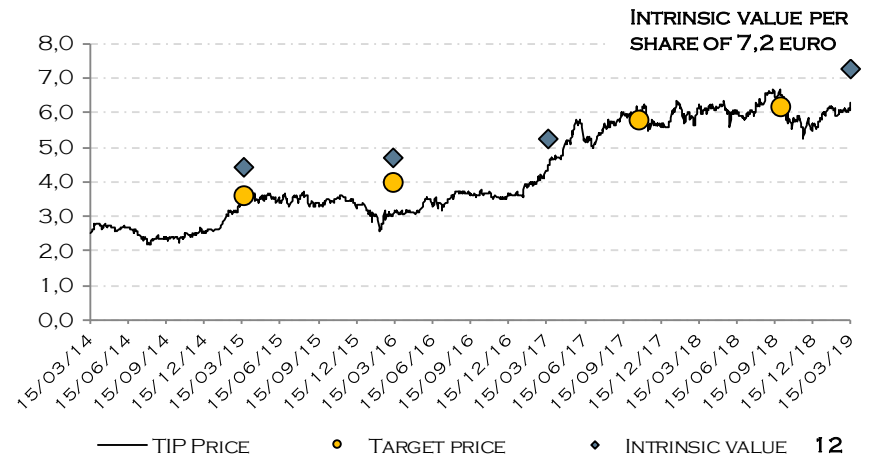
LTV ~ 15%

CONSIDERING FINANCIAL DEBTS AND MARKET VALUE OF THE INVESTMENTS

NON LISTED INVESTMENTS: THEORETICAL MEDIUM TERM INTRINSIC VALUATION












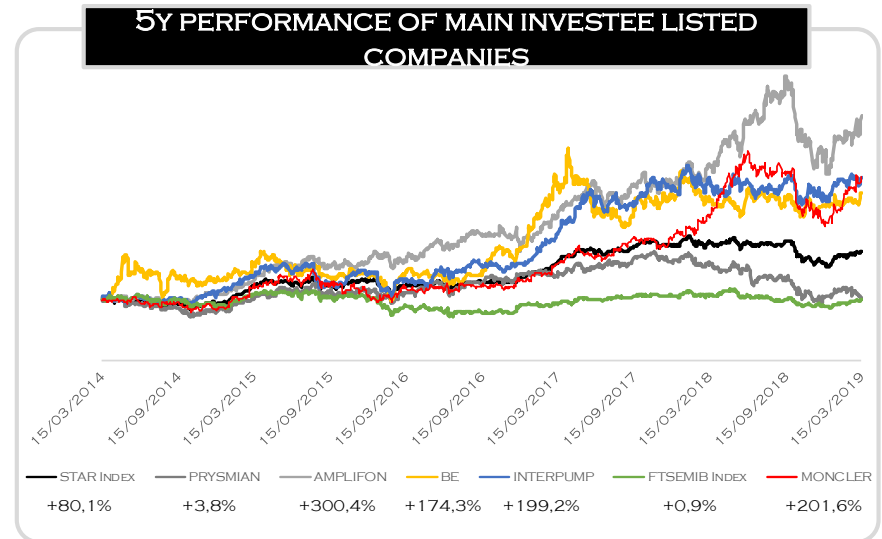
TIP PRICE, TARGET PRICE AND NET INTRINSIC VALUE ESTIMATE EVOLUTION LAST 5 YEARS



*USING THE MULTIPLE IMPLIED IN THE VALUATION OF LISTED INVESTMENTS (I.E. 2,8x), THE THEORETICAL MEDIUM TERM INTRINSIC VALUE OF NON LISTED INVESTMENTS WOULD INCREASE SUBSTANTIALLY.

TIP STOCK PERFORMANCE

ASSET CLASS	PRICE AS AT 9/11/05	15/3/19	CASH MULTIPLE
TIP IPO			
 TIP TAMBURI INVESTMENT PARTNERS S.P.A.	+373,9%		4,74 x (*)
	+131,6%		
 S&P 500	1.218,6	2.822,5	2,32 x
 S&P GLOBAL PROPERTY	146,2	204,0	1,40 x
 S&P GLOBAL LUXURY	975,7	2.637,5	2,70 x
 S&P PRIVATE EQUITY	139,6	140,0	1,00 x
	+182,7%		
 GOLD	460,8	1.302,7	2,83 x
	+101,2%		
 SILVER	7,6	15,3	2,01 x
	-2,0%		
 BRENT	59,7	58,5	0,98 x
	+4,1%		
 USD	0,8	0,9	1,04 x



* TIP VALUE IS CALCULATED CONSIDERING THE PRICE AS AT 15/03/2019 PLUS THE DIVIDENDS DISTRIBUTED (IN CASE OF RE-INVESTMENT OF PROCEEDS IN TIP SHARES ON THE EX-DATE) PLUS THE VALUE AS AT 15/03/2019 OF TREASURY SHARES FREELY DISTRIBUTED TO THE SHAREHOLDERS AND OF WARRANTS 2010/15 ON THE LAST TRADING DAY PLUS THE PRICE AS AT 15/03/2019 OF WARRANTS 2015/20.

A REALLY MARKET ORIENTED PUBLIC COMPANY

13
YEARS AS PUBLIC
COMPANY

15
MILLION EURO

FREE DISTRIBUTION OF TREASURY
SHARES

>20
MILLION EURO

FREE DISTRIBUTION OF WARRANTS
2010 – 2015

~55
MILLION EURO

FREE DISTRIBUTION OF WARRANTS
2015 – 2020

61
MILLION EURO

BUY BACK OF TREASURY SHARES
SINCE THE IPO

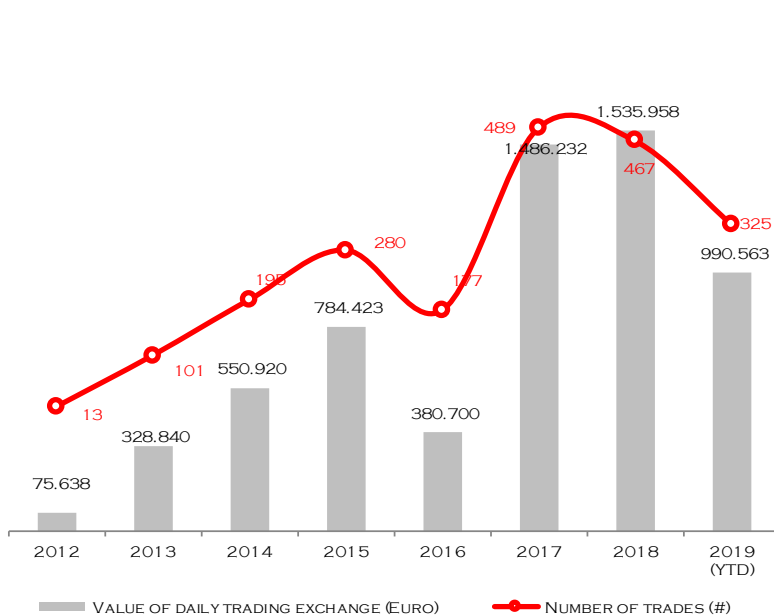
79
MILLION EURO

DIVIDEND DISTRIBUTIONS SINCE THE
IPO

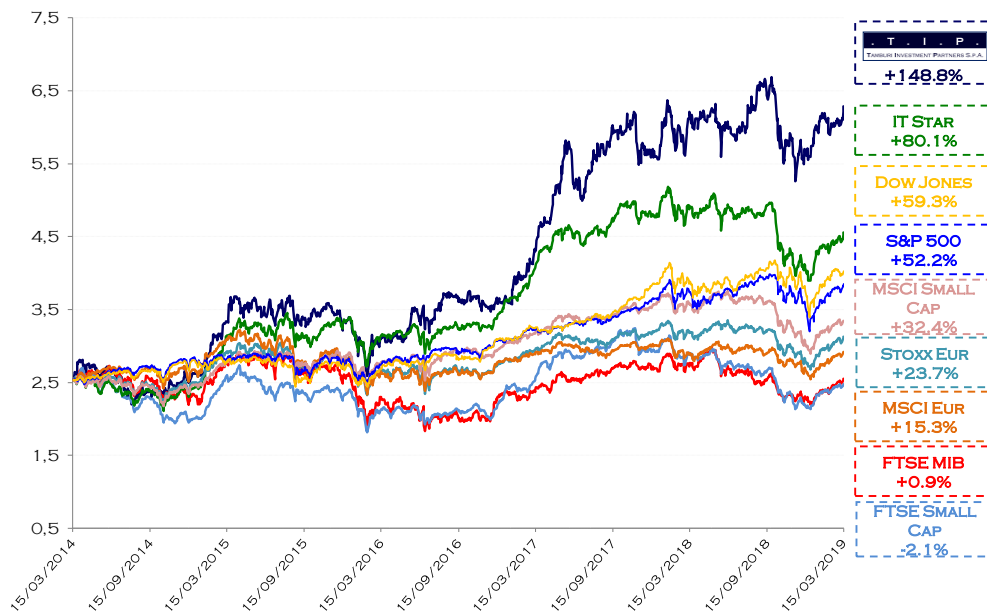
1,16%
YIELD TO MATURITY

BOND TIP LISTED ON MOT MARKET

TIP VOLUMES



5 YEARS PERFORMANCE VS MAIN INDEXES



WARRANT TIP 2015 - 2020

WARRANT 2015-2020	
EXERCISE WINDOW	STRIKE PRICE (CONVERSION RATIO 1:1)
1 – 30 JUNE 2019	5,00 EURO PER SHARE
1 – 30 JUNE 2020	5,41 EURO PER SHARE



FOR THE WARRANT HOLDER > 20% UPSIDE IN CASE OF EXERCISE VS TIP STOCK CURRENT PRICE

WARRANT TIP 2010-2015

- 100% SUBSCRIPTION
- 25 MILLION EURO OF PROCEEDS FROM THE EXERCISE OF WARRANTS
- +3,369.6% PERFORMANCE

WARRANT TIP 2015-2020

71 MILLION EURO OF PROCEEDS FROM THE EXERCISE OF 2015 – 2020 WARRANTS IN THE FIRST THREE EXERCISE WINDOWS

WARRANTS OUTSTANDING: 20.302.835.

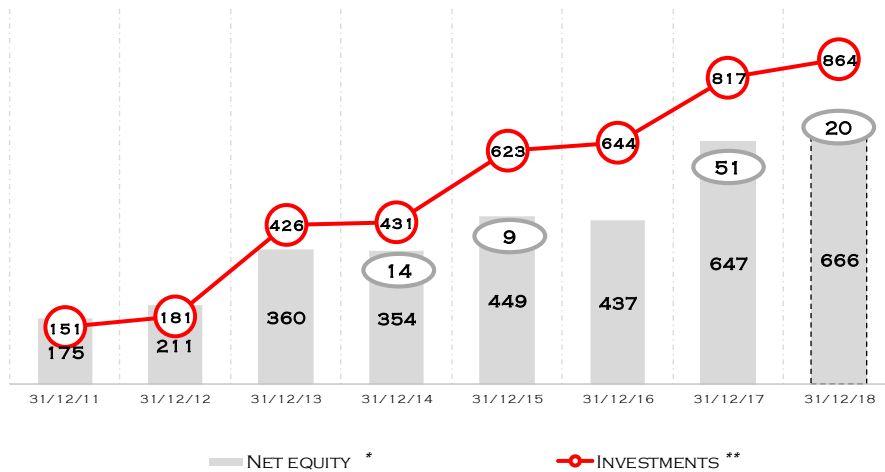


ADDITIONAL PROCEEDS ESTIMATED AT ABOUT 100 MILLION EURO FROM THE 4TH AND 5TH EXERCISE WINDOWS

NET EQUITY AND INVESTMENTS (MLN EURO)

NET EQUITY PER OUTSTANDING SHARE

1,30 1,58 2,79 2,61 3,05 2,99 4,12 4,57



○ WARRANT EXERCISE IMPACT ON NET EQUITY FOR THE RELEVANT PERIOD

*CONSOLIDATED GROUP EQUITY (INCLUDING MINORITIES)

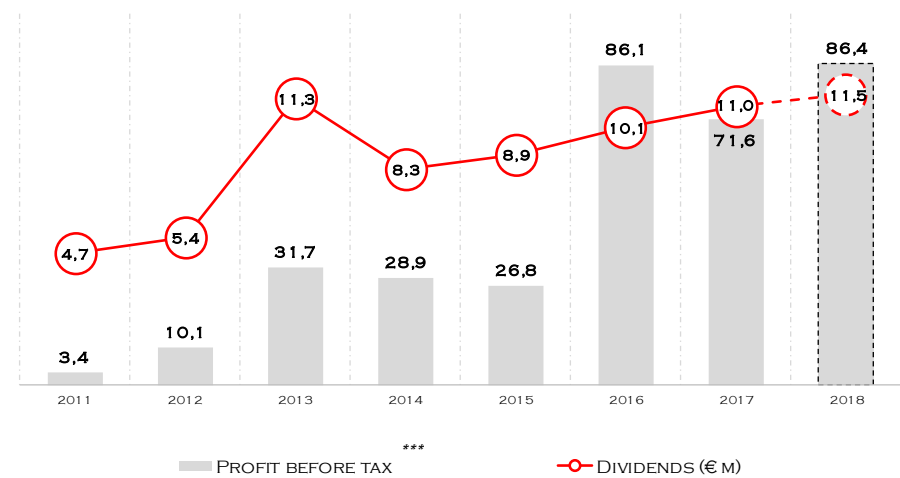
**INCLUDING ASSOCIATED COMPANIES MEASURED UNDER THE EQUITY METHOD, AFS FINANCIAL ASSETS AND FINANCIAL RECEIVABLES

***RESULTS REPORTED IN CONTINUITY WITH THE ACCOUNTING PRINCIPLES OF THE PREVIOUS YEARS

PROFIT BEFORE TAXES (MLN EURO)

DIVIDEND PER SHARE

0,035 0,041 0,083 0,061 0,061 0,069 0,07 0,07



AGGREGATED PROFIT BEFORE TAXES (LAST 8 YEARS) ABOVE **345 MILLION EURO**

AVERAGE PROFIT BEFORE TAXES IN THE LAST 7 YEARS **43 MILLION EURO**

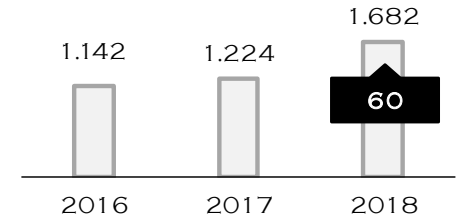


TOUR OPERATING, AVIATION, RESORTS, HOTELS

CAGR EBITDA 2016-2018: +29,4%

2018 HIGHLIGHTS

- ✓ ACQUISITION OF EDEN VIAGGI, THE MAIN ITALIAN COMPETITOR
- ✓ ACQUISITION OF THE MANAGEMENT CONTRACT OF TWO IMPORTANT RESORTS IN SARDINIA: TANKA VILLAGE AND COLONNA RESORT
- ✓ NEW HOTEL IN VENICE

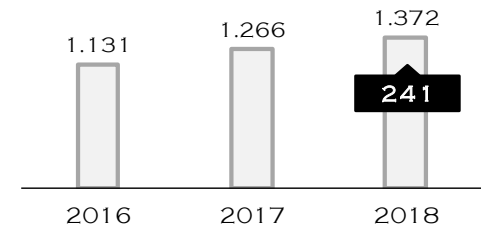


HEARING AIDS

CAGR EBITDA '16-'18: +13,6%

2018 HIGHLIGHTS

- ✓ RECORD RESULTS IN 2018 FOR THE FOURTH YEAR IN A ROW
- ✓ EBITDA AND NET PROFIT AT HISTORIC HIGHS
- ✓ STRONG NETWORK EXPANSION IN FRANCE, GERMANY AND CANADA
- ✓ EXTRAORDINARY YEAR FOR NUMEROUS STRATEGIC INITIATIVES: GAES ACQUISITION, LAUNCH OF AMPLIFON BRANDED PRODUCT AND FIRST JV IN CHINA

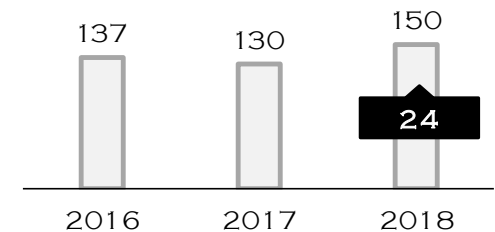


CONSULTANCY AND SYSTEM INTEGRATION

CAGR EBITDA '16-'18: +20,6%

2018 HIGHLIGHTS

- ✓ RECORD RESULTS: REVENUES +16%, EBITDA +37%
- ✓ POSITIVE NFP
- ✓ DIVIDEND DISTRIBUTION (DIVIDEND YIELD 2.4%) AND TREASURY SHARES BUY BACK CONFIRMED
- ✓ ORGANIC GROWTH TARGETS PRESENTED IN 2017-2019 BUSINESS PLAN ACHIEVED 1 YEAR IN ADVANCE.



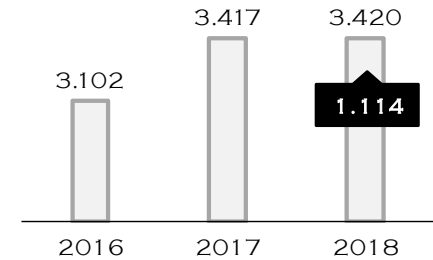


LUXURY CARS

CAGR EBITDA '16-'18: +12,5%

2018 HIGHLIGHTS

- ✓ ALL 2018 TARGET MET OR EXCEEDED
- ✓ TOTAL SHIPMENTS UP +10.2% WITH GROWTH OCCURRED ACROSS ALL REGIONS: EMEA, AMERICAS, CHINA, HONG KONG AND TAIWAN AND REST OF APAC.
- ✓ INDUSTRIAL FREE CASH FLOW GENERATION OF EURO 405 MILLION



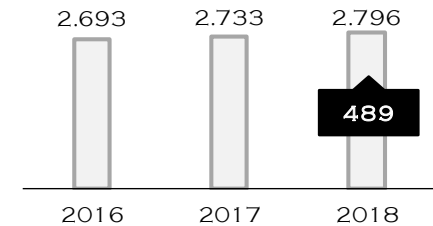
HUGO BOSS

APPAREL

2018 HIGHLIGHTS

- ✓ MORE THAN 100 MILLION EURO IN SALES IN THE OWN ONLINE BUSINESS
- ✓ EBITDA BEFORE SPECIAL ITEMS ON PRIOR YEAR LEVEL
- ✓ DIVIDEND INCREASED TO 2.70 EURO PER SHARE

IN 2018 TIP HAS WRITTEN DOWN THE BOOK VALUE OF THE INVESTMENT FOR 33 MILLION

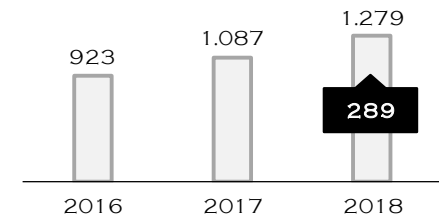


PUMPS AND HYDRAULICS SYSTEM

CAGR EBITDA '16-'18: +20,6%

2018 HIGHLIGHTS

- ✓ IN THE LAST TWO YEARS, SALES WENT UP BY 39%, EBITDA BY 45%, NET INCOME BY 83%
- ✓ ON FEBRUARY 25, 2019 THE COMPANY HAS ANNOUNCED THE ACQUISITION OF THE CANADIAN COMPANY HYDRA DYNE TECH, HEADQUARTERED IN ONTARIO (35,8 MILLION IN SALES)
- ✓ ~30 M&A DEALS FROM ENTRANCE OF TIP



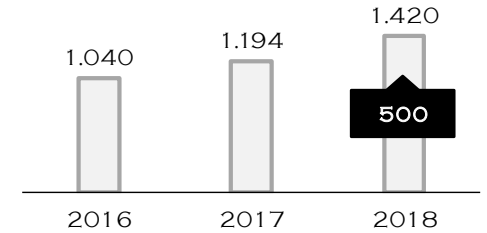


LUXURY APPAREL

2018 HIGHLIGHTS

- ✓ DOUBLE-DIGIT GROWTH IN ALL REGIONS, IN ALL DISTRIBUTION CHANNELS AND FOR ALL ECONOMIC INDICATORS
- ✓ >500 MILLION EURO OF EBITDA, MARGIN OF 35%

CAGR EBITDA '16-'18: +18,7%

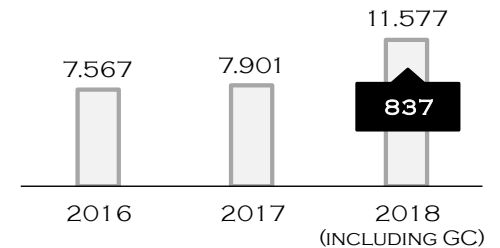


CABLES

2018 HIGHLIGHTS

- ✓ POSITIVE PERFORMANCE OF ALL BUSINESS IN 2018
- ✓ INTEGRATION WITH GENERAL CABLE AS VALUE CREATION DRIVER
- ✓ 2019 EBITDA GUIDANCE 950 – 1.020 MILLION

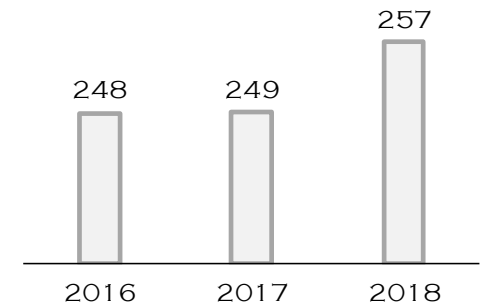
CAGR EBITDA '16-'18: +8,5%



DESIGN FURNITURE

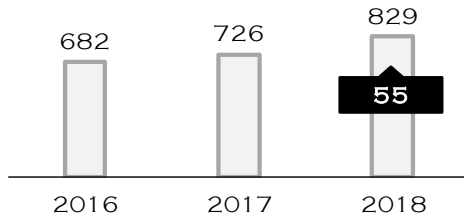
2018 HIGHLIGHTS

- ✓ ANNUAL REVENUE GROWTH IN FRANCE, NORTH AMERICA AND EUROPE
- ✓ CONTINUOUS INCREASE IN DOS OPENINGS
- ✓ GOOD PROFITABILITY AND POSITIVE NFP

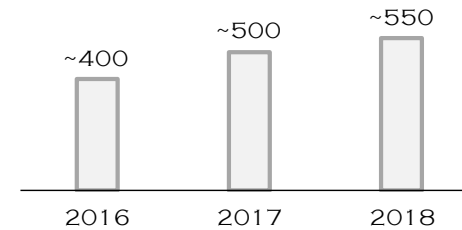




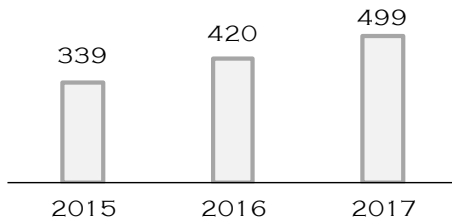
Nr. 1 WORLDWIDE IN YACHTING



FOOD AND RESTORATION

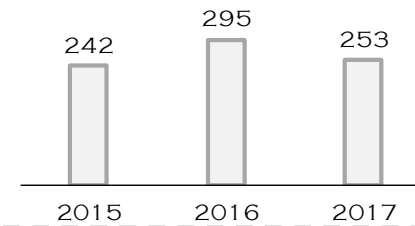


LEATHER GOODS

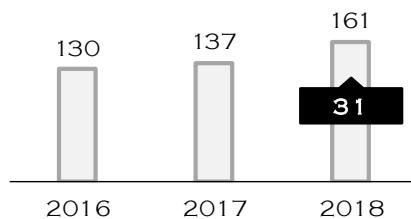


The reliable way

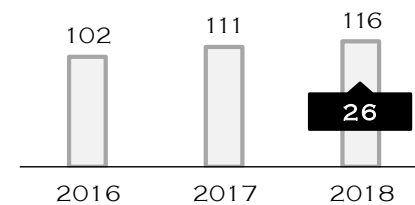
INSURANCE TELEMATICS



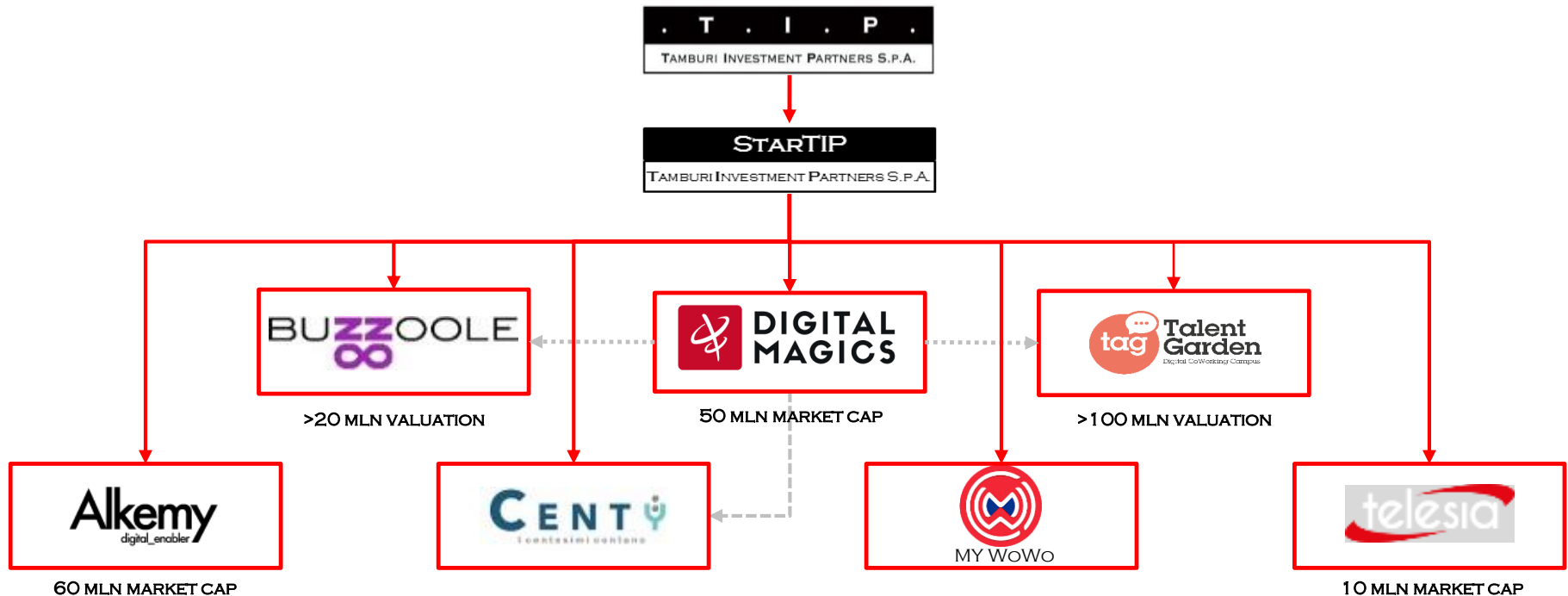
PROFESSIONAL WORKING TOOLS



CONVEYOR AND PROCESS BELTS



THE HUB OF THE DIGITAL MADE IN ITALY



- UNMATCHED (IN ITALY) SKILLS AND ATTRACTIVENESS GATHERED BY TIP, DIGITAL MAGICS AND TALENT GARDEN FOR A BOOMING MARKET
- FURTHER 100 MILLION EURO AVAILABLE TO BE INVESTED ON DIGITAL / INNOVATION COMPANIES
- DIGITAL MAGICS FOR SEED CAPITAL AND STARTIP FOR THE FOLLOWING ROUNDS TO FASTER SCALE THE MARKET

DIGITAL MAGICS (STARTIP AT ~23%) IS THE **MAIN ITALIAN INCUBATOR**: ~1.400 PROJECTS ANALYSED EVERY YEAR, 50 MILLION INVESTED DIRECTLY AND THROUGH CLUB DEALS, **61 START-UPS IN PORTFOLIO** AND **7 EXIT** REALIZED.

BUZZOOLE (STARTIP AT ~15%) IS THE **EUROPEAN LEADING INFLUENCER PLATFORM** WITH MORE THAN 2 BILLION INDEXED PROFILES, 260 K REGISTERED USERS AND +850 CLIENTS.